



Multilayer Low Pass Filter

For 880-2025MHz

DEA162025LT-5003C3

1.6x0.8mm [EIA 0603]*

* Dimensions Code JIS[EIA]

Multilayer Low Pass Filter

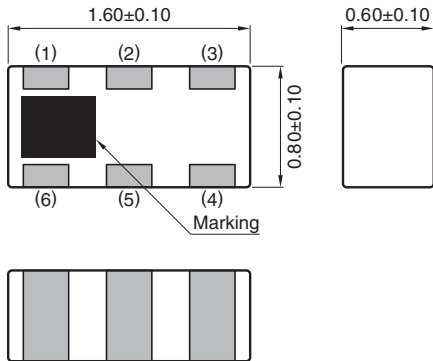
Conformity to RoHS Directive

For 880-2025MHz

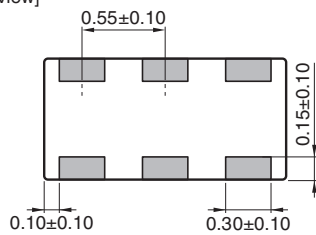
DEA162025LT-5003C3

SHAPES AND DIMENSIONS

[Top view]



[Bottom view]

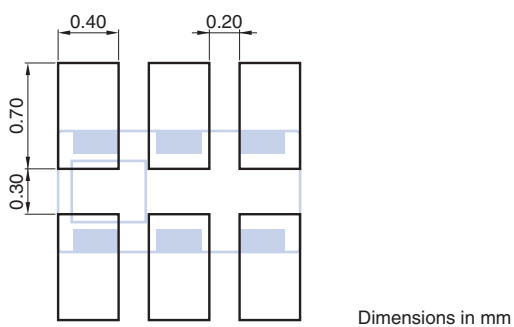


Terminal functions

| | |
|---|-----|
| 1 | IN |
| 2 | GND |
| 3 | OUT |
| 4 | GND |
| 5 | GND |
| 6 | GND |

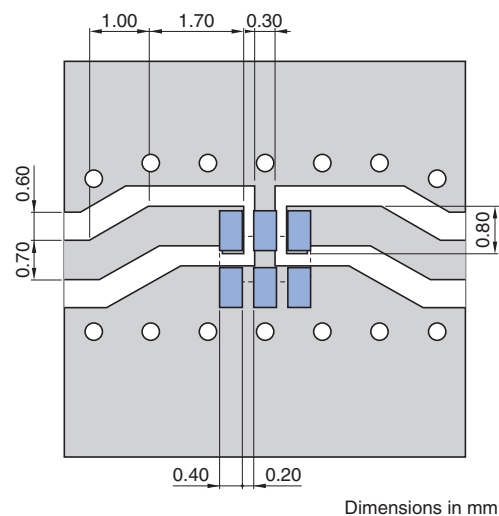
Dimensions in mm

RECOMMENDED LAND PATTERN



Dimensions in mm

EVALUATION BOARD



Dimensions in mm

Line width should be designed to match 50Ω characteristic impedance, depending on PCB material and thickness.

RoHS Directive Compliant Product: See the following for more details related to RoHS Directive compliant products. <http://product.tdk.com/en/environment/rohs/>

- All specifications are subject to change without notice.
- Before using these products, be sure to request the delivery specifications.

DEA162025LT-5003C3

ELECTRICAL CHARACTERISTICS

| Item | Frequency Range (MHz) | Min. | Typ. | Max. |
|---------------------------------------|-----------------------|----------------------|--------------|--------------------|
| Insertion Loss (dB) | 880 to 1910 | — | 0.52 | 0.8 |
| | 1910 to 2025 | — | 0.74 | 1.2 |
| | 880 to 1910 | — | — | 1.0 (–30 to +80°C) |
| | 1910 to 2025 | — | — | 1.4 (–30 to +80°C) |
| Return Loss (dB) | 1710 to 2025 | 10.16 | 18 | — |
| | 1710 to 2025 | 10.16 (–30 to +80°C) | — | — |
| Attenuation (dB) | 2400 to 2480 | 15 | 21 | — |
| | 3700 to 4045 | 10 | 12 | — |
| | 2400 to 2480 | 15 (–30 to +80°C) | — | — |
| | 3700 to 4045 | 9 (–30 to +80°C) | — | — |
| Power Handling (W) | 880 to 2025 | — | — | 3 |
| Characteristic Impedance (Ω) | | | 50 (Nominal) | |

· Ta: +25±5°C

TEMPERATURE RANGE

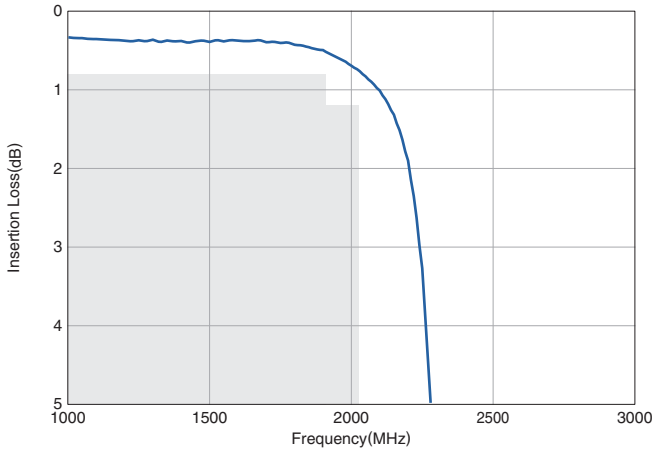
| Operating temperature (°C) | Storage temperature (°C) |
|----------------------------|--------------------------|
| –30 to +80 | –40 to +85 |

- All specifications are subject to change without notice.
- Before using these products, be sure to request the delivery specifications.

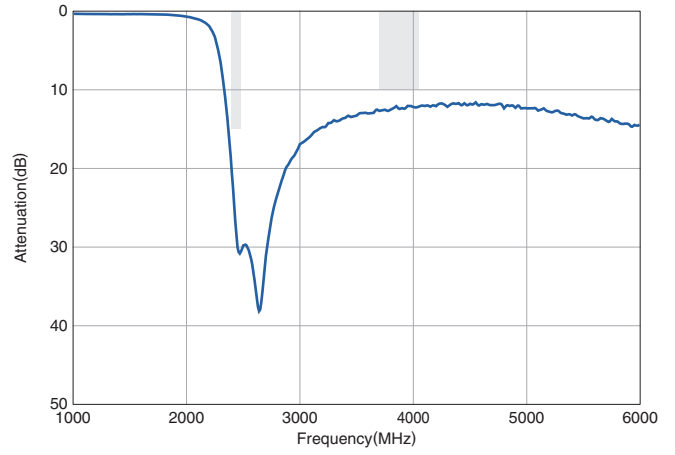
DEA162025LT-5003C3

FREQUENCY CHARACTERISTICS

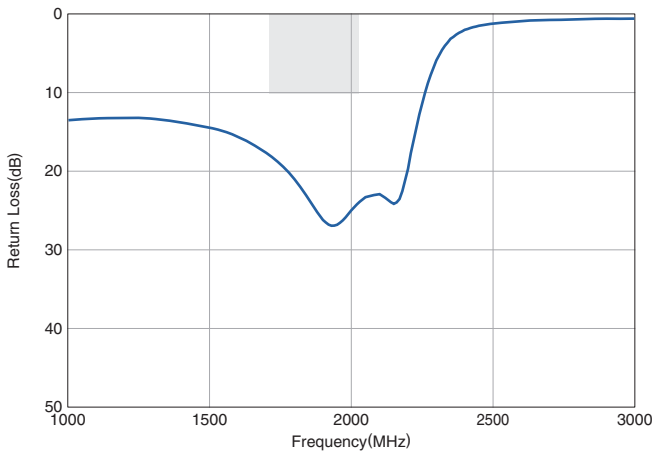
INSERTION LOSS



ATTENUATION



RETURN LOSS



- All specifications are subject to change without notice.
- Before using these products, be sure to request the delivery specifications.

RECOMMENDED REFLOW PROFILE



| Preheating | | | Soldering | | | |
|------------|-------|--------------|--------------------------|--------------|--------------|------------|
| Temp. | Temp. | Time | Critical zone (T3 to T4) | | Temp. | Time |
| T1 | T2 | t1 | T3 | t2 | T4 | t3* |
| 150°C | 200°C | 60 to 120sec | 217°C | 60 to 120sec | 240 to 260°C | 30sec max. |

* t3 : Time within 5°C of actual peak temperature
 The maximum number of reflow is 3.

REMINDERS FOR USING THESE PRODUCTS

Before using these products, be sure to request the delivery specifications.

SAFETY REMINDERS

Please pay sufficient attention to the warnings for safe designing when using these products.

REMINDERS

The products listed on this catalog are intended for use in general electronic equipment (AV equipment, telecommunications equipment, home appliances, amusement equipment, computer equipment, personal equipment, office equipment, measurement equipment, industrial robots) under a normal operation and use condition.

The products are not designed or warranted to meet the requirements of the applications listed below, whose performance and/or quality require a more stringent level of safety or reliability, or whose failure, malfunction or trouble could cause serious damage to society, person or property.

Please understand that we are not responsible for any damage or liability caused by use of the products in any of the applications below or for any other use exceeding the range or conditions set forth in this catalog.

- | | |
|---|--|
| (1) Aerospace/Aviation equipment | (8) Public information-processing equipment |
| (2) Transportation equipment (cars, electric trains, ships, etc.) | (9) Military equipment |
| (3) Medical equipment | (10) Electric heating apparatus, burning equipment |
| (4) Power-generation control equipment | (11) Disaster prevention/crime prevention equipment |
| (5) Atomic energy-related equipment | (12) Safety equipment |
| (6) Seabed equipment | (13) Other applications that are not considered general-purpose applications |
| (7) Transportation control equipment | |

When using this product in general-purpose applications, you are kindly requested to take into consideration securing protection circuit/equipment or providing backup circuits, etc., to ensure higher safety.