

Features

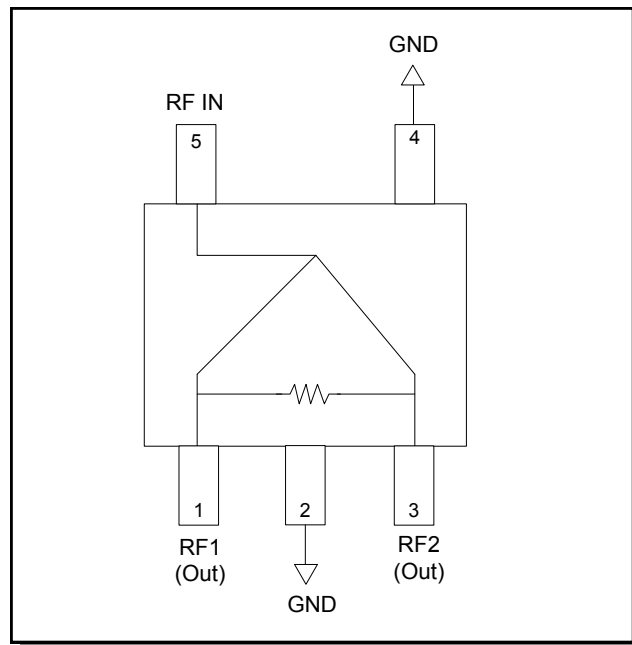
- Small Size and Low Profile
- Typical Insertion Loss: 1.0 dB
- Typical Amplitude Balance: 0.1 dB
- 1 Watt Power Handling
- Lead-Free SOT-25 Package
- 100% Matte Tin Plating over Copper
- Halogen-Free “Green” Mold Compound
- 260°C Reflow Compatible
- RoHS* Compliant Version of DS52-0007

Description

M/A-COM's MAPDCC0010 is an IC-based monolithic power divider using M/A-COM's GMIC technology in a low cost SOT-25 plastic package. This 2-way power divider is ideally suited for applications where small size, low insertion loss, superior phase/amplitude tracking and low cost are required. Typical applications include handsets, base station switching networks and other communication applications where size and PCB real estate are at a premium. Available in Tape and Reel.

The MAPDCC0010 is fabricated using a passive-integrated circuit process. The process features full-chip passivation for increased performance and reliability.

Functional Block Diagram



Ordering Information

Part Number	Package
MAPDCC0010	Bulk Packaging
MAPDCC0010-TR	1000 piece reel
MAPDCC0010-TB	Sample Test Board

Note: Reference Application Note M513 for reel size information.

Pin Configuration

Pin No.	Function
1	RF1 (OUT)
2	GND
3	RF2 (OUT)
4	GND
5	RF IN

1 * Restrictions on Hazardous Substances, European Union Directive 2002/95/EC.

Electrical Specifications: $T_A = 25^\circ\text{C}$, $Z_0 = 50\Omega$

Parameter	Frequency	Units	Min	Typ	Max
Insertion Loss (above 3.0 dB theoretical loss)	2200 - 2500 MHz	dB	—	1.0	1.1
Isolation	2200 - 2500 MHz	dB	15	22	—
Input VSWR	2200 - 2500 MHz	Ratio	—	1.6:1	1.8:1
Output VSWR	2200 - 2500 MHz	Ratio	—	1.3:1	1.5:1
Amplitude Balance	2200 - 2500 MHz	dB	—	0.1	—
Phase Balance	2200 - 2500 MHz	°	—	2	—

Absolute Maximum Ratings ^{1,2}

Parameter	Absolute Maximum
Input Power ³	1 W CW
Operating Temperature	-40°C to +85°C
Storage Temperature	-65°C to +150°C

1. Exceeding any one or combination of these limits may cause permanent damage to this device.
2. M/A-COM does not recommend sustained operation near these survivability limits.
3. With internal load dissipation of 0.125 W maximum.

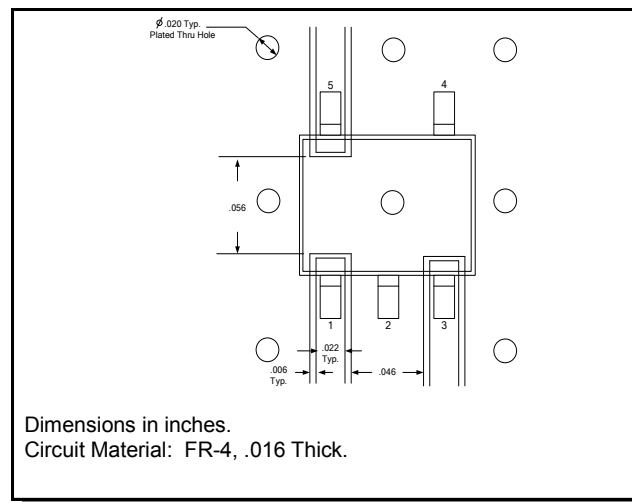
Handling Procedures

Please observe the following precautions to avoid damage:

Static Sensitivity

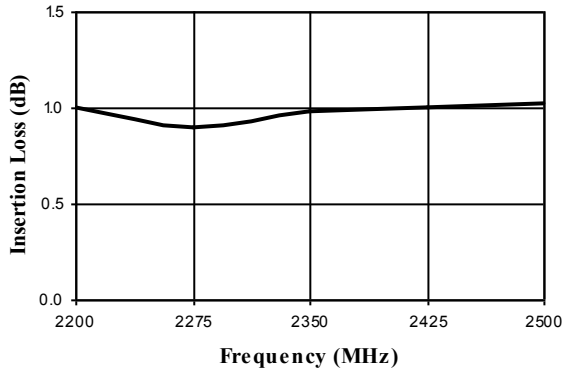
GMIC Circuits are sensitive to electrostatic discharge (ESD) and can be damaged by static electricity. Proper ESD control techniques should be used when handling these devices.

Recommended PCB Configuration

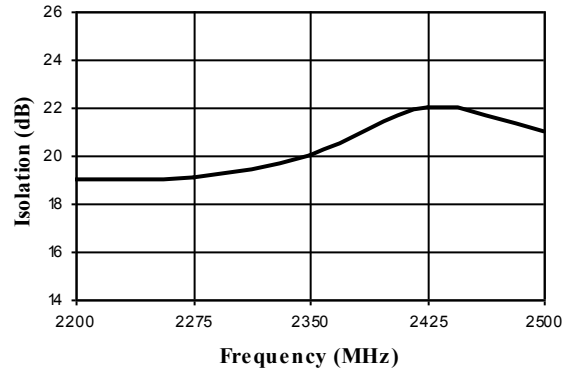


Typical Performance Curves @ 25°C

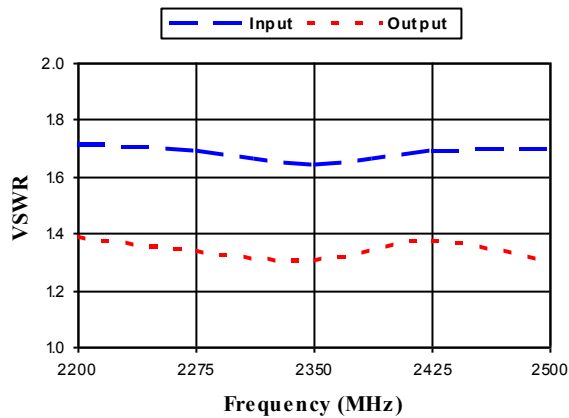
Insertion Loss vs. Frequency



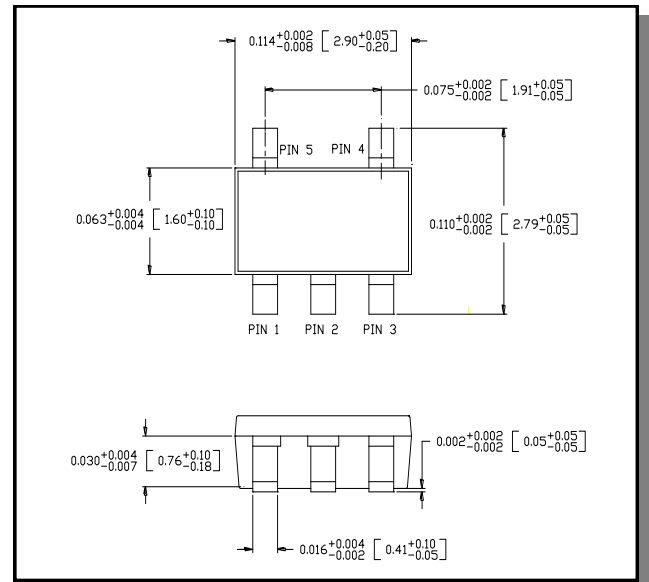
Isolation vs. Frequency



VSWR vs. Frequency



Lead-Free, SOT-25[†]



[†] Reference Application Note M538 for lead-free solder reflow recommendations.

M/A-COM Technology Solutions Inc. All rights reserved.

Information in this document is provided in connection with M/A-COM Technology Solutions Inc ("MACOM") products. These materials are provided by MACOM as a service to its customers and may be used for informational purposes only. Except as provided in MACOM's Terms and Conditions of Sale for such products or in any separate agreement related to this document, MACOM assumes no liability whatsoever. MACOM assumes no responsibility for errors or omissions in these materials. MACOM may make changes to specifications and product descriptions at any time, without notice. MACOM makes no commitment to update the information and shall have no responsibility whatsoever for conflicts or incompatibilities arising from future changes to its specifications and product descriptions. No license, express or implied, by estoppel or otherwise, to any intellectual property rights is granted by this document.

THESE MATERIALS ARE PROVIDED "AS IS" WITHOUT WARRANTY OF ANY KIND, EITHER EXPRESS OR IMPLIED, RELATING TO SALE AND/OR USE OF MACOM PRODUCTS INCLUDING LIABILITY OR WARRANTIES RELATING TO FITNESS FOR A PARTICULAR PURPOSE, CONSEQUENTIAL OR INCIDENTAL DAMAGES, MERCHANTABILITY, OR INFRINGEMENT OF ANY PATENT, COPYRIGHT OR OTHER INTELLECTUAL PROPERTY RIGHT. MACOM FURTHER DOES NOT WARRANT THE ACCURACY OR COMPLETENESS OF THE INFORMATION, TEXT, GRAPHICS OR OTHER ITEMS CONTAINED WITHIN THESE MATERIALS. MACOM SHALL NOT BE LIABLE FOR ANY SPECIAL, INDIRECT, INCIDENTAL, OR CONSEQUENTIAL DAMAGES, INCLUDING WITHOUT LIMITATION, LOST REVENUES OR LOST PROFITS, WHICH MAY RESULT FROM THE USE OF THESE MATERIALS.

MACOM products are not intended for use in medical, lifesaving or life sustaining applications. MACOM customers using or selling MACOM products for use in such applications do so at their own risk and agree to fully indemnify MACOM for any damages resulting from such improper use or sale.